


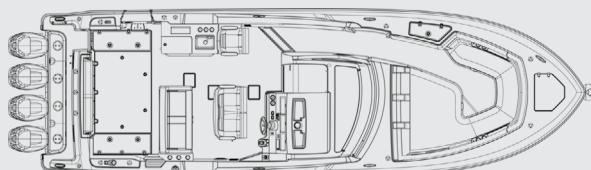
2019 MODEL YEAR

380 REALM



2018 SPECIFICATIONS

- > LOA: 38' (11.89 m)
- > Beam: 11' 8" (3.56 m)
- > Draft: 29" (0.74 m)
- > Weight (dry, no engine): 17,000 lbs. (7711 kg)
- > Weight (base boat, std. engines): 20,300 lbs. (9,207 kg)
- > Weight (base boat, std. engines, fuel and water): 23,620 lbs. (10,713.8 kg)
- > Max. Weight Capacity: 4,500 lbs. (2,041.2 kg)
- > Swamp Capacity: 3,500 lbs. (1,587.6 kg)
- > Maximum Persons Capacity: 16
- > Maximum HP: 1600 hp (1176.6 kW)
- > Minimum HP: 1200 hp (882.5 kW)
- > Maximum Engine Weight: 2,800 lbs. (1,270.1 kg)
- > Transom Height: 29" (0.73 m)
- > Transom Angle: 15°
- > Dead rise at Transom: 23°
- > Fuel Capacity: 450 gallons (1,703.4 L)
- > Diesel Capacity: 20 gallons (75.7 L)
- > Waste Capacity: 10 gallons (37.85 L)
- > Water Capacity: 60 gallons (227.1 L)
- > Bridge Clearance with Top: 9' 0" (2.74m)
- > Bridge Clearance with Top and Radar: 10' 5" (3.175m)



STANDARD EQUIPMENT

- All hardware 316-L stainless steel
- All rails welded 316-L stainless steel

DECK/COCKPIT

- 10" stainless steel cleats – stern cockpit with gunnel board hawse pipe (2), anchor locker (1)
- 10" stainless steel pull-up cleats – bow (2), mid-ship spring line (2), crosstie cleats at transom (2)
- 28" interior freeboard
- Acrylic transom door with stainless steel latch
- Bow eye
- Drink holders (stainless steel) – bow (9), helm (4), prep station (3), second row seating (3), forward console lounge (3), cockpit gunnel boards (2)
- Full coaming bolsters
- Integral swim platform with recessed telescoping dive ladder and grab rail
- Lighting – blue and white LED courtesy lighting (cockpit)
- Lighting – machinery space LED lighting
- Molded fiberglass port side dive/boarding door with removable stainless steel dive ladder
- Rails – bow rail (low profile interior) (welded stainless steel)
- Rails – grab rails (stainless steel)
- Rails – heavy duty stainless steel rub rail
- Rod holders (gunnel mounted) – starboard cockpit (2), port cockpit (2)
- Rod holders (transom) (3)
- Self-bailing cockpit sole
- Thru hull anchor roller davit (stainless steel)
- Windlass – 400' of rode and chain with handheld remote control, stainless steel swivel, galvanized steel anchor (35 lbs) and polished stainless steel bow roller

HELM CONSOLE

- Compass
- Dash visor with custom stitched cover and recessed storage tray with 1 dual USB and 12-V charging receptacle

- Drink holders (3)
- Electronics mounting surface with space for triple displays
- Electrical system switch panel with illuminated text
- Ignition switches – remote key switches in main DC panel cabinet with pushbutton start/stop at helm
- Lockable acrylic sliding cabin entry door
- Lockable glovebox with 12-V receptacle and dual USB charging port
- Mercury® DTS dual binnacle controls featuring Shadow Mode for center engine with integrated engine trim controls
- Mercury® SmartCraft Vessel View Display 7" color LCD display (network connections to Raymarine with Navigation Package)
- Molded console footrests and fold-down helm standing platform with maintenance free, anti-fatigue synthetic surface providing improved visibility and comfort for the captain
- Steering wheel (cast stainless steel with urethane grip, speed knob and tilt)
- Stereo – Fusion® MS-BB300 (integrated into Raymarine with navigation package) – includes: Fusion stereo, AM/FM/VHF/MP3, USB Aux input, iPod/iPhone/Android compatible via integrated Bluetooth, Sirius XM option ready, stereo remote controls with LCD display providing full audio control from the cabin, helm and bow
- JL Audio waterproof speakers (exterior, 7.7" aft cockpit (2), 7.7" (component with Hard-top Tweeter), 7.7" coax and helm deck (4), 7.7" coax at bow (2), 10" sub-woofer at helm deck (1), 8" sub-woofer at bow (1), 6.5" coax in cabin (2) with JL Audio amplifiers)

SEATING

- Foldout stern bench seat with elevated backrest
- Bow lounge with backrest and fold-down armrests with drink holders (5)
- Bow wrap-around seating with drink holders (4), full height forward bolster and removable

2019 MODEL YEAR

380 REALM



cushions

- Deluxe port side helm deck seat with armrests (adjustable slide and swivel enabling rotation of the seat inboard)
- Deluxe swivel 2-person helm seat with armrests (adjustable electric slide and 180-degree rotation creating an apposed seating conversation and dining area)
- Helm deck second row with 2-person seat with a conversation seatback transforming to an aft facing seat with flip-down teak foot rests

STORAGE

- Bow anchor locker with drains and LED lighting
- Cabin – starboard side storage cabinet with shelves
- Cabin – port side cedar-lined storage cabinet
- Cabin – port side compartment under settee
- Canvas enclosure or lifejacket storage in hardtop
- Electronics box in hardtop
- Forward coaming pockets
- Glovebox at helm
- Head storage compartment
- Insulated 260qt built-in cooler/storage under second row seating with dual access
- Insulated 70qt cooler/storage in port side bow gunnel
- Insulated in-floor fishboxes with pump-out – aft (2)
- Prep station drawer with 5-gallon bucket/trash receptacle
- Prep station drawer storage
- Second row seating port side pocket and starboard pull-out grilling accessory storage
- Storage compartments (midship in coaming)
- Storage compartment (transom mounted tilt out)
- Storage under bow seat with LED lighting (3 compartments with remote latch release)

HARDTOP/WINDSHIELD SYSTEM

- Canvas enclosure or lifejacket storage
- Hardtop frame – custom powder-coated aluminum frame integrated into the deck providing unobstructed walkways
- Hardtop hatches (opening) – integrated into the hardtop
- Ladder access to hardtop
- Lighting (flood light) – recessed LED lighting for bow area (2)
- Lighting (flood lights) – recessed LED lighting for cockpit area (2)
- Lighting – red/white LED courtesy map light (1)
- Lighting – blue/white LED overhead courtesy lighting (6)
- Lighting – LED navigation lights recessed in the

hardtop

- Lockable electronics box
- Outrigger ready
- Tempered side glass and windshield with power actuated vent, opening walk-through windshield with separate lower door providing weather protection
- Windshield defogger system (integrated into the hardtop)
- Windshield wiper – dual pantograph with wash system and intermittent/multi-speed control

PREP CENTER

- 120V GFI outlet
- Corian countertop
- Deluxe port side helm seat deck seat with armrests, adjustable slide and swivel enabling rotation of the seat inboard
- Drink holders (3)
- Electric grill with solid surface cover with custom pop-up rotation providing a prep counter while grilling
- Freshwater sink with recessed cutting board cover and fold away polished faucet with hot and cold water
- Grab rail – stainless steel
- Refrigerator – stainless steel (12V/120V) (2.3 cubic ft.)
- Storage compartment built into solid surface behind the grill
- Storage drawer with 5-gallon bucket/trash receptacle
- Storage drawers

CABIN INTERIOR

- 120V receptacle (port side)
- 12V receptacle (port side)
- 24" flat screen HDTV (with Apple TV)
- Cabinetry – natural teak wood with satin finish
- Carbon monoxide detector
- Central vacuum system with hose and attachments with dedicated storage
- Digital Vessel Control and Information – iPad with inductive wireless charging case (custom app to wirelessly monitor and control some vessel systems and DC circuits)
- Easy to clean interior materials
- Hardwood cabin sole
- Lighting – LED white overhead lights with dimmer switches (6)
- Lighting – LED blue/white diffused courtesy lighting with dimmer switch
- Lockable acrylic cabin door
- Microwave
- Opening portholes (1)
- Opposing seating that converts to berth with included

fitted sheets

- Portside window with pull-down blind
- Refrigerator – stainless steel (12V/120V) (1.7 cubic feet)
- Sink – molded fiberglass sink with hot and cold polished faucet
- Sink filler – solid surface matching countertop with integral cutting board on back side
- Skylight with removable shade
- Storage compartment under port settee
- Table – solid teak with high gloss finish on a high low pedestal
- USB power receptacle – dual inputs (port and starboard)

HEAD


- 120V outlet
- 750 GPH shower sump
- Accent wall
- Flooring – solid surface tile
- Full length mirror mounted on door
- Lighting – LED overhead
- Pullout showerhead with mixer valve and vertical adjustment
- Shower curtain
- Sink – vessel sink with hot and cold faucet
- Solid surface vanity countertop
- Storage cabinet
- Toilet paper holder
- VacuFlush™ toilet, holding tank, dockside pump-out, overboard discharge and tank level indicator
- Vanity grab rail
- Ventilation fan

MECHANICAL

- 300L6 DTS Quad Black Mercury Verado FourStroke engines with hydraulic power steering and Shadow Mode technology (91 octane fuel recommended)
- 450-gallon aluminum fuel tank
- Advanced battery management system (electric switches with pushbutton paralleling)
- Air conditioner (cabin) (12,000 BTU, reverse cycle)
- Air conditioner (cockpit) (18,000 BTU, reverse cycle)
- Battery charger (50 AMP at 12V multi-stage charger)
- Battery system – includes: battery trays, remote switches, automatic charging/paralleling relays
- Bilge pump – high water pump with alarm (2000 GPH)
- Bilge pump – automatic (1100 GPH fwd, 2000 GPH aft)
- Bonding system for underwater through hull fittings
- Bow thruster (4kW) (not available with Joystick Pilot-ing engine options)

2019 MODEL YEAR

380 REALM



- Cast bronze thru hulls, seacocks and sea strainers (below waterline)
- Cast stainless steel thru hulls (above waterline)
- Electric dual polished stainless steel trumpet horns
- Electric trim tabs with indicator (Auto Glide, Dynamic Running Surface, dual ram)
- Engine fuel / water separators
- Freshwater dockside hookup and tank level indicator integrated into Vessel View for hot and cold pressurized water system
- Freshwater system with 60-gallon tank
- Freshwater transom shower with hot and cold mixer
- Freshwater stainless steel washdown faucet located in anchor locker and cockpit
- Generator (low CO gas (7.5 kW) 120V 60 Hz with fire suppression system, automatic with manual override)
- Machinery space lighting
- Manifold plumbing system with individual valve per circuit
- Propellers – stainless steel
- Raw-water washdown with stainless steel faucet (located in cockpit)
- Shore power inlets (dual 30 amp, isolation transformers and 50ft shore power cords included)
- Transducer pocket in hull bottom for flush mounting B260/B275 transducer
- Water heater (6 gallons)

NOTABLE OPTIONS/ACCESSORIES

- ☐ 12-V receptacles at transom for electric reels / downriggers (2)
- ☐ Active Engine Trim (Mercury option that automatically adjusts drive trim based on speed)
- ☐ Anchor (35 lbs, polished stainless steel)
- ☐ Anchor windlass chain (300')
- ☐ Bow tow eye – heavy duty polished stainless steel
- ☐ Commissioning kit – includes: air horn, batteries – group 31 AGM (6), boat hook, dock lines (8), fenders (4), fire extinguishers (2), first aid kit, flare kit, life vests (type 1 offshore (10) with custom storage bags), spare fuel filters (4), throw cushion, tool kit (basic), water/holding tank supplies
- ☐ Electric grill delete
- ☐ Engine flush (automatic sequencing between engines with separate dockside freshwater hookup on transom)
- ☐ Freezer – stainless steel drawer (12V/120V 1.9 cubic feet)(replaces standard cockpit prep center refrigera-

tor)

- ☐ Freezer coils (turns insulated 260qt cooler bucket under second row seat into a refrigerator)(not compatible with freezer plates in starboard fishbox)
- ☐ Freezer plates (starboard fishbox)(not compatible with freezer coils)
- ☐ Full-height tempered side glass integrated with hardtop frame
- ☐ Generator (diesel)(12kW with 20-gallon diesel tank)(replaces low CO gas generator)
- ☐ Gyroscopic stabilizer – SK6 SeaKeeper (must select diesel generator)(freshwater capacity changes to 45 gallons)
- ☐ Hardtop with electric sunroof and skylight (deletes hatches and storage bag)
- ☐ Hardtop aft ladder rod holders (3 rod holders integrated into ladder bars on aft hardtop supports)
- ☐ Hardtop roof rack (includes radar riser for clearance with navigation package)
- ☐ Lighting - underwater LED (blue) – transom mounted (3), hull side in trim tab pocket (2)
- ☐ Livewell (45 gallon pressurized insulated livewell with viewing window, clear lid, blue interior with 2 red LED lights)(deletes grill and refrigerator)
- ☐ Outriggers – radial outriggers (black)
- ☐ Rail – high bow rail (interior rail is powder painted white)
- ☐ Rails – split bow rail (interior rail is powder painted white)
- ☐ Refrigerator delete – in prep station (replaced with storage drawers)
- ☐ Rod holder delete (deletes 7 rod holders on transom and gunnel boards in cockpit)
- ☐ Spotlight
- ☐ Sunshade – at bow (black mesh)(manual setup – attaches to hardtop and 4 stainless steel poles insert into rod holders in forward bow area)
- ☐ Sunshade – at cockpit (black canvas)(stainless steel telescoping, electronically retracts and deploys)
- ☐ Table - bow table / sun lounge (teak table that is electrically raised and lowered) with filler cushion and canvas cover
- ☐ Table – cockpit table / helm deck tables (2) with dedicated storage on underside of mechanical space hatch (teak table)
- ☐ Trailer – Aluminum
- ☐ Water delivery at manufacturing plant (includes all items from commissioning kit, plus 450 gallons of fuel and Navionics Platinum Chart Card)

ENGINES

- ☐ 300 L6 DTS White Quad Mercury Verado FourStroke engines with hydraulic power steering and Shadow Mode Technology (91 octane fuel recommended)
- ☐ 300 L6 DTS Black Quad Mercury Verado FourStroke engines with Joystick Piloting; outboard docking system with joystick, electronic steering, Skyhook/autopilot keypad and functionality (Raymarine or other standalone optional autopilot not permitted with Joystick Piloting)(91 octane fuel recommended)
- ☐ 300 L6 DTS White Quad Mercury Verado FourStroke engines with Joystick Piloting; outboard docking system with joystick, electronic steering, Skyhook/autopilot keypad and functionality (Raymarine or other standalone optional autopilot not permitted with Joystick Piloting)(91 octane fuel recommended)
- ☐ 350 L6 DTS Black Quad Mercury Verado FourStroke with hydraulic power steering and Shadow Mode Technology (91 octane fuel recommended)
- ☐ 350 L6 DTS White Quad Mercury Verado FourStroke with hydraulic power steering and Shadow Mode Technology (91 octane fuel recommended)
- ☐ 350 L6 DTS Black Quad Mercury Verado FourStroke engines with Joystick Piloting; outboard docking system with joystick electronic steering, Skyhook/autopilot keypad and functionality. (Raymarine or other standalone optional autopilot not permitted with Joystick Piloting) (91 octane fuel recommended)
- ☐ 350 L6 DTS White Quad Mercury Verado FourStroke engines with Joystick Piloting; outboard docking system with joystick electronic steering, Skyhook/autopilot keypad and functionality. (Raymarine or other standalone optional autopilot not permitted with Joystick Piloting) (91 octane fuel recommended)

ELECTRONICS

- ☐ Raymarine Automatic Identification System Transceiver (AIS Ray700 Class B transceiver with antenna splitter)(must select a navigation package)(transmits vessel information and receives broadcasts from other vessels)
- ☐ Raymarine Autopilot Evolution with 3.5" color TFT display (must select navigation package)(not compatible with Joystick piloting)
- ☐ Raymarine Chirp CP470 Sonar Sounder with B275 1000 watt thru hull transducer (must select a navigation package)(replaces B260 transducer)
- ☐ Raymarine 15" gS165 Electronics / Dual Navigation Package (Raymarine gS165 15.4" screen and additional gS165 15.4" display)(GPS/chart plotter/fishfinder)



2019 MODEL YEAR

380 REALM

(1000-watt thru hull transducer – B260/CP370)

(Ray260 modular VHF system)(dash surface – custom black acrylic with integrated switch panels and flush-mounted gS displays)(Navionics chart card: North America/Canada)

- ☐ Raymarine 15" gS165 Additional Display Electronics Package (15.4" widescreen)(GPS/chart plotter/fishfinder)(must select a navigation package)(dash surface – custom black acrylic integrated with switch panels)
- ☐ Raymarine Radar – Open Array (4kW Magnum Digital Radar with 48" open array antenna)(must select a navigation package)
- ☐ Raymarine Radar with Satellite Weather – Open Array (4kW Magnum Digital Radar with 48" open array antenna) with Raymarine Sirius Marine Weather Receiver (requires monthly subscription)(must select a navigation package)
- ☐ Raymarine RealVision 3D Sonar Direct Connect (RV-100 transom mount transducer)(Chirp DownVision, SideVision)(must select a navigation package)
- ☐ Raymarine Satellite Weather (requires monthly subscription)(must select navigation package)
- ☐ Raymarine M625 Fixed Thermal Night Vision (30Hz NTSC with tilt and zoom)(must select a navigation package)
- ☐ Raymarine M324S Thermal Night Vision with tilt and zoom (must select a navigation package)
- ☐ Satellite radio – Sirius XM™ satellite receiver with antenna installed (does not include service)
- ☐ Theft Deterrent System (anti-theft security key)(Mercury TDS Premium with connected vessel)(Telematics tracking system with GeoFence notification)(shore power, high water, battery and tank remote monitoring)
- ☐ Vessel View Mobile

CANVAS

- ☐ Canvas cover package – includes: black sunbrella, cockpit seat back cover, console cover, bow forward cushion covers, helm seat cover, second row seat cover, bow lounge cover, helm deck passenger seat cover
- ☐ Canvas enclosure (Rigid Makrolon with White Stamoid) – includes: hardtop aft curtain (full beam enclosure), hardtop side curtains
- ☐ Canvas enclosure with full side glass option (Rigid Makrolon with White Stamoid) – includes: hardtop aft curtain (full beam enclosure)
- ☐ Full canvas mooring cover from hardtop to fore and aft deck coverage

COLOR PAINTED HULLS

- ☐ Abaco Blue
- ☐ Fighting Lady Yellow
- ☐ Horizon Blue
- ☐ Ice Blue
- ☐ Jadestone
- ☐ Oyster Grey
- ☐ Platinum
- ☐ Sand Metallic
- ☐ Steel Blue
- ☐ Tectonic Silver
- ☐ Wasabi

GRAPHICS

(CHROME BW LOGO AND MODEL DESIGNATOR)

- ☐ Black graphics (boot stripe only)
- ☐ Blue graphics (boot stripe only)
- ☐ Red graphics (boot stripe only)
- ☐ Silver graphics (boot stripe only)
- ☐ White graphics (boot stripe only)